

MULTIBENCH

Structural Repair Workstation



POWERFUL

The Multibench employs an electro-hydraulic lift suitable for lifting most vehicles, with a maximum lifting capacity of 7,000 lbs to a height of over 4' 9". Technicians have the ability to work on vehicles at a comfortable height during the repair process.

LOW-PROFILE AND SMALL FOOTPRINT

Platforms sit flat on the ground to enable vehicles with limited ground clearance to easily drive onto the lift. A small footprint allows facilities of all sizes to place the Multibench in repair bays that cannot accommodate full size benches.







DIAGNOSTICS AND REPAIR

The pulling column provides 10 ton pulling capacity for serious vehicle straightening, 360° around the vehicle. Combined with the Touch electronic measuring system (optional), the Multibench is a single bay solution to repair vehicle damage.

VOLTAGE	208/230V
LIFTING CAPACITY	7,000 lbs
LIFTING HEIGHT	4' 9"
LIFT TIME (ASCENSION)	45 seconds
PULLING FORCE	10 ton

		MULTIBENCH PACKAGES			
		PACK 2.5	PACK 3	PACK 4	PACK 6
	90MINKIT25 Kit of low supports w/clamps	●	●	●	●
	90TIRO070 Pulling column w/hydraulic pump, 10Ton pulling capacity	OPTIONAL	●	●	●
	90MINKIT26 Kit of high supports w/buffers	OPTIONAL	OPTIONAL	●	●
	9000210B18 Includes set of four 3-wheel trolleys, without floor locks	OPTIONAL	OPTIONAL	●	●
	90KTRAV070 Includes set of four 460mm crossbars	OPTIONAL	OPTIONAL	OPTIONAL	●
	90MST002/90MST006 Set of 4 sliding bases (right side/left side)	OPTIONAL	OPTIONAL	OPTIONAL	●
	90KFISS060 Complete set of Universal Fixtures for Multibench, w/ trolley, bushings and heads	OPTIONAL	OPTIONAL	OPTIONAL	●
	PACK 6.0 MASTER REPAIR KIT Kit includes: 90STARVIT4 (hardened bolts and holding rack); 90MINKIT25, 90MINKIT26, 90KTRAV060 (kit of supports and crossbars); 90FERMT010 (Touch universal crossbar); 90KTRAV (extended length crossbars)	OPTIONAL	OPTIONAL	OPTIONAL	●

OPTIONAL ACCESSORIES

	9000210B14 Kit includes (4) wheel trolleys with floor locks
	90INSER010 Side-pull adapter
	90KVASS020 Shelving trays for trolleys
	90RINV03 Down pull adapter
	90KPEDM030 Low-profile intermediate ramps
	90MINKIT31 Kit includes (4 ea) BMW clamping kit for sedans and 4WD vehicles